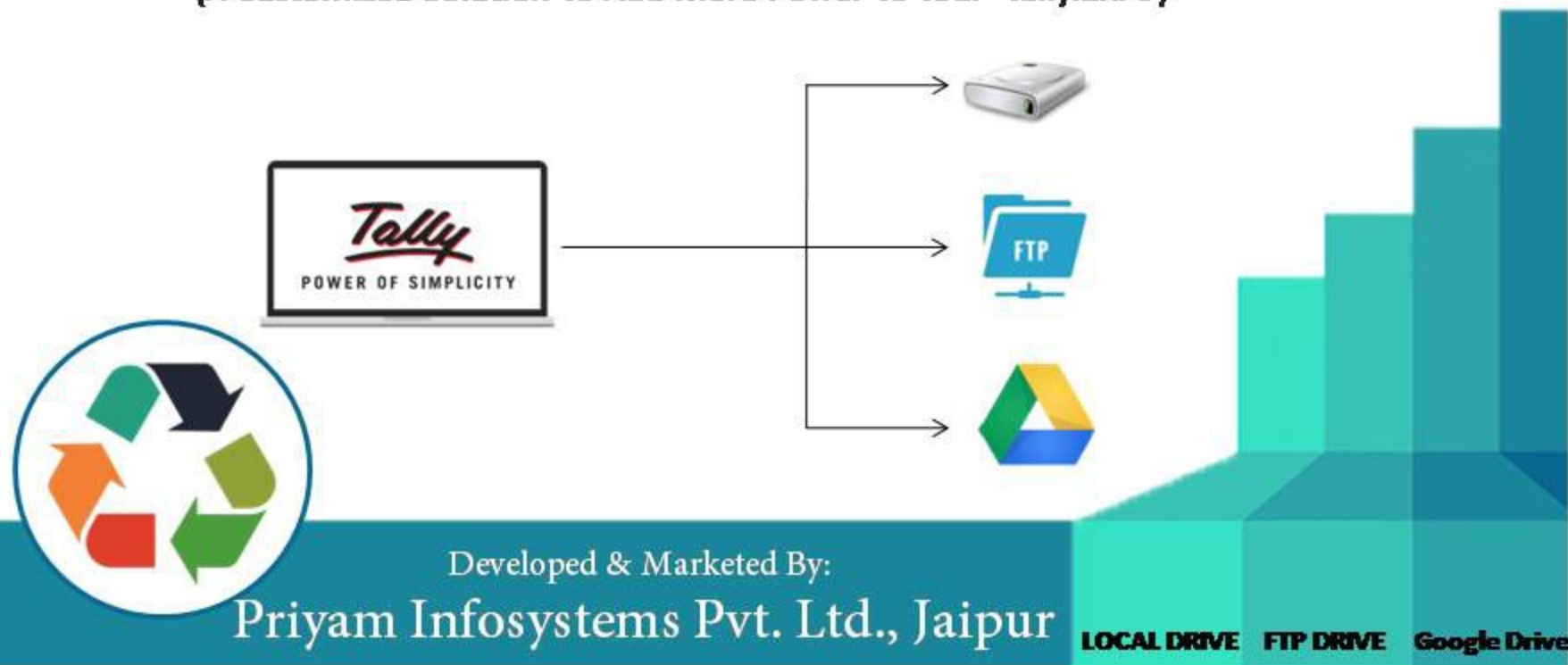


SMART LIVE BACKUP SOLUTION

(A Customized Solution To Add More Power To Your Tally.ERP9)



Developed & Marketed By:

Priyam Infosystems Pvt. Ltd., Jaipur

LOCAL DRIVE

FTP DRIVE

Google Drive

Content

- **About us.**
- **Introduction.**
- **Features.**
- **Steps to use.**



About Us

- **A 23 year old growing IT company operating in Rajasthan.**
- **Recognized by Tally Solutions Pvt. Ltd. As '5 Star Sales and Implementation Partner'.**
- **We offered Enterprise Solutions and Services to over 15000 customers.**
- **Provide Consulting, Implementation and Custom built solutions to businesses seeking to adopt Enterprise biz solutions.**
- **Team has extensive understanding of business segment domains.**
- **Possesses wide-ranging technical capabilities to deliver extensive customized & extension / connectivity solutions.**



Introduction

- **A Customized Solution For Tally.ERP9**
- **Featured Solution for Your Business.**
- **Provide Backup Feature.**
- **Used to take Backup on Google drive ,ftp or system path**
- **Smart Features, Easy Access.**
- **Plug In And Plug Out Functionality.**

Features

- It is used to take live backup on Google drive .
- It also gives provision to upload deleted vouchers on Google drive.
- It is also used to take company backup on Ftp or Google drive or on system path.
- It is also used to schedule backup on daily basis,
load time or shut time.



Steps To Use

- First go to F11->**Add-on features** and enable smart backup to yes.
- Then go to Gateway of tally->**Configuration menu->Live Backup.**
- Now go to live backup then access key , and then generate access key by pressing F1 button and then paste it into the box as shown in screenshot.
- Now go to "LOCATION" menu and select the folder or you can also upload on root folder.
- There is also one more menu "TEST" where one can test that file is uploading on Google drive or not.
- User can now schedule backup on daily basis , on load company or shut company. Also user can take backup company on ftp or Google drive or on system path.



Tally.ERP 9

P: Print E: Export M: E-Mail O: Upload S: TallyShop G: Language K: Keyboard K: Control Centre H: Support Centre H: Help

Gateway of Tally Ctrl + N

Current Period		Current Date	
1.4.2019 to 31.3.2020		Monday, 1 Apr, 2019	

List of Selected Companies

Name of Company	Date of Last Entry
Priyam Infosystems (UserActivity)	1-Apr-2019

Live Backup Menu

Gateway of Tally ...
Configuration

- General
- Numeric Symbols
- Accts / Inventory Info.
- Voucher Entry
- Invoice / Orders Entry
- PaYroll Configuration
- Banking Configuration
- Printing
- E-Mailing
- Data Configuration
- AdvanCed Configuration
- Product & Features
- Live Backup**
- LicEnsing
- Quit

Gateway of Tally->Configuration->Live Backup

Tally.ERP 9

Print | Export | E-Mail | Upload | TallyShop | Language | Keyboard | Control Centre | Support Centre | Help

Gateway of Tally

Current Period: 1-4-2019 to 31-3-2020
Current Date: Monday, 1 Apr, 2019

List of Selected Companies

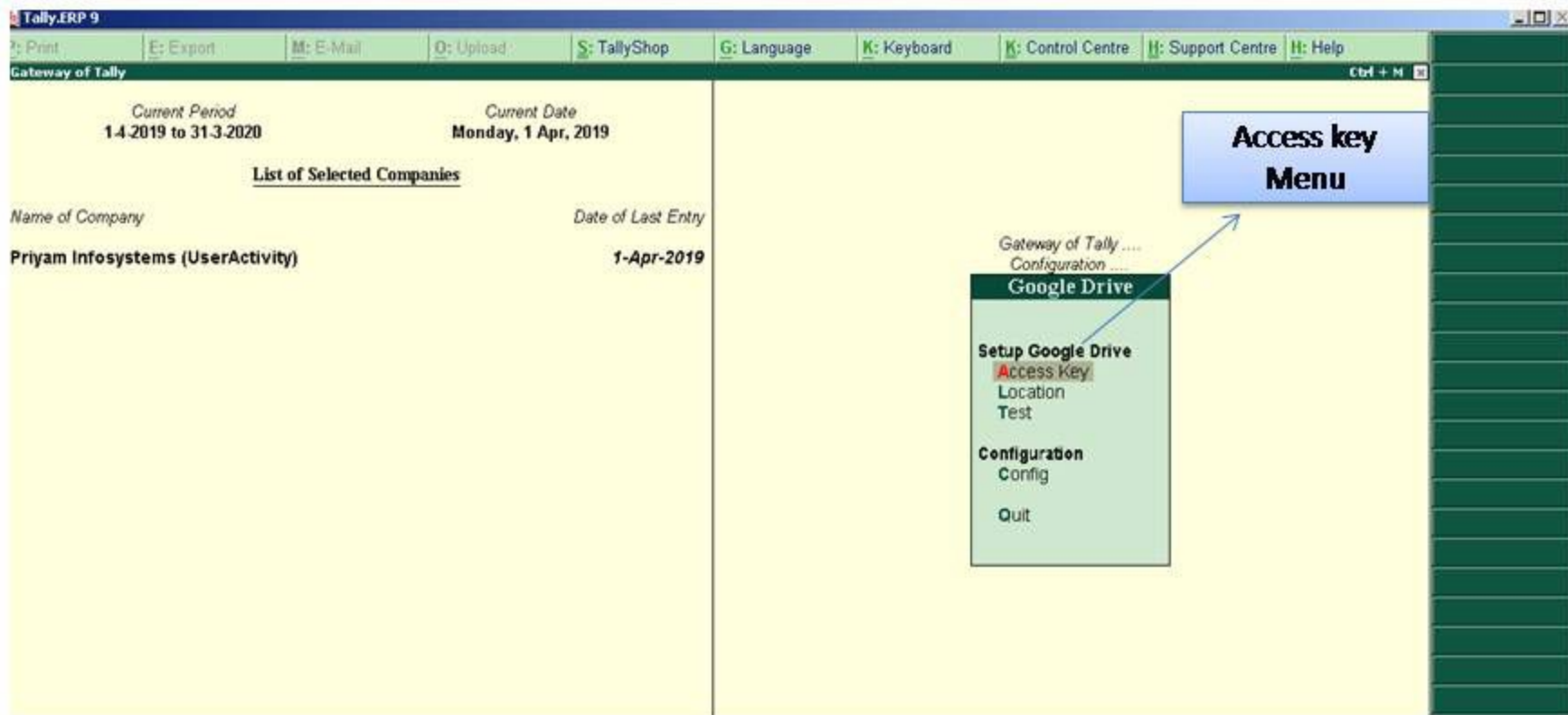
Name of Company	Date of Last Entry
Priyam Infosystems (UserActivity)	1-Apr-2019

Gateway of Tally ...
Configuration ...

Google Drive

- Setup Google Drive
 - Access Key
 - Location
 - Test
- Configuration
 - Config
- Quit

Access key Menu



Gateway of Tally->Configuration->Live Backup->Google Drive

Tally.ERP 9:8700 - DEVMODE

P: Print E: Export M: E-Mail O: Upload S: TallyShop G: Language K: Keyboard K: Control Centre H: Support Centre H: Help

Google Drive Location (In Developer Mode) Ctrl + M

Select Google Drive Location

Monday

Google Drive Folder

ID	Folder Name
root	root

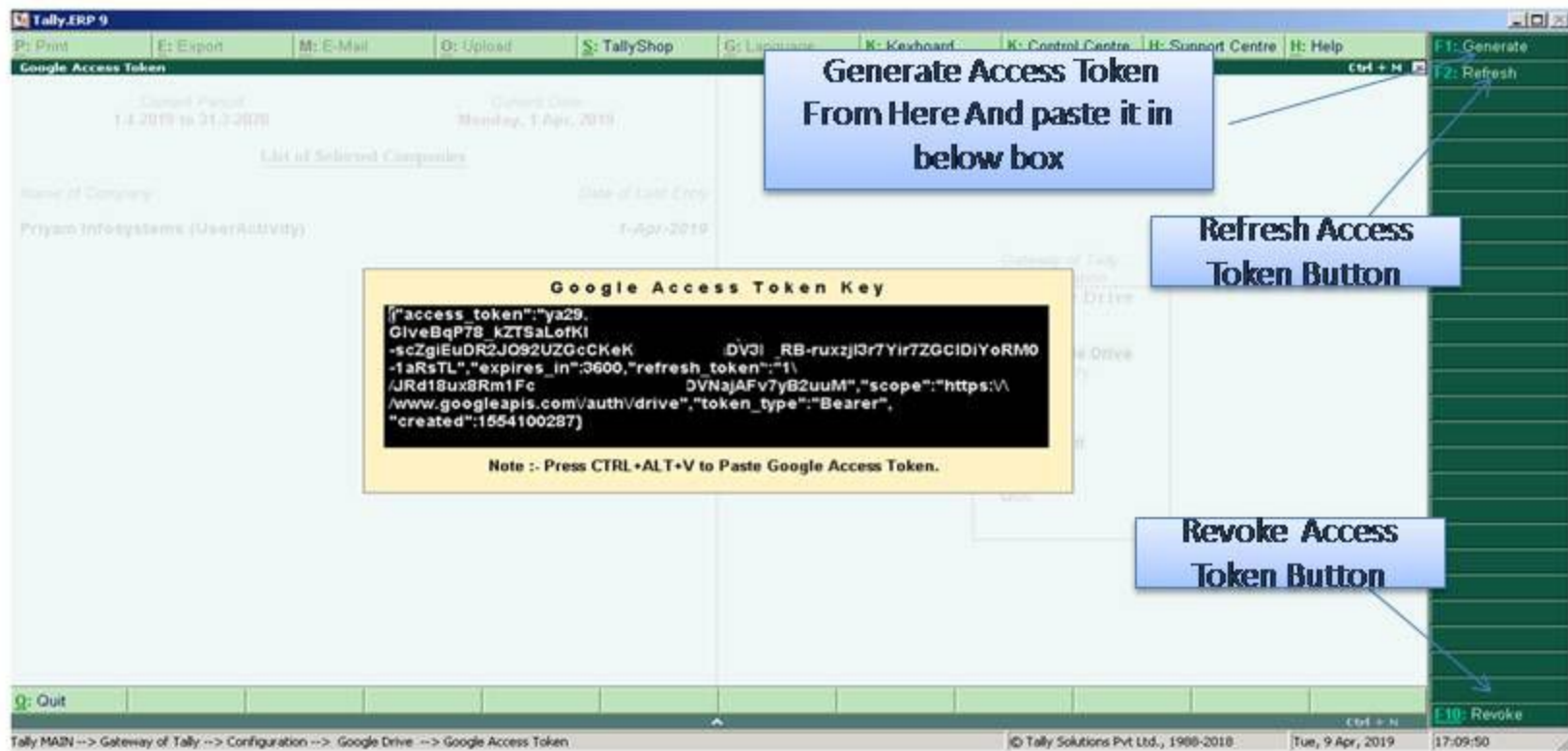
Upload On Google drive's folder i.e. on root

Q: Quit Ctrl + N

Tally MAIN --> Gateway of Tally --> Configuration --> Google Drive --> Google Drive Location

© Tally Solutions Pvt Ltd., 1988-2018 Mon, 20 May, 2019 10:35:17

Gateway of Tally->Configuration->Google Drive->Google Drive Location



Tally.ERP 9

Print | Export | E-Mail | Upload | TallyShop | Language | Keyboard | Control Centre | Support Centre | Help

Google Access Token

Current Period: 1-4-2019 to 31-3-2020 | Current Date: Monday, 1 Apr, 2019

List of Selected Companies

Name of Company: Priyam Infosystems (UserActivity) | Date of Last Entry: 1-Apr-2019

Generate Access Token From Here And paste it in below box

Refresh Access Token Button

Revoke Access Token Button

Google Access Token Key

```

{"access_token": "ya29.
G1veBqP78_kZT5aLoTKI
-scZglEuDR2JO92UZGcCKeK
-DV3l_RB-ruxzjR7Yir7ZGCIDIYoRM0
-1aR5TL", "expires_in": 3600, "refresh_token": "1
/JRd18uxBRm1Fc
DVNajAFv7yB2uuM", "scope": "https://
www.googleapis.com/auth/drive", "token_type": "Bearer",
"created": 1554100287}

```

Note :: Press CTRL+ALT+V to Paste Google Access Token.

Quit

Tally M2N --> Gateway of Tally --> Configuration --> Google Drive --> Google Access Token | © Tally Solutions Pvt Ltd., 1988-2018 | Tue, 9 Apr, 2019 | 17:09:50

Gateway of Tally->Configuration->Live Backup->Google Drive->Access Token

Tally.ERP 9:8700 - DEVMODE

P: Print E: Export M: E-Mail D: Upload S: TallyShop G: Language K: Keyboard K: Control Centre H: Support Centre H: Help

Company Backup (In Developer Mode) Ctrl + M

Current Period: 1-4-2019 to 31-3-2020
Current Date: Monday, 1 Apr., 2019

List of Selected Companies

Name of Company: Priyam International
Date of Last Entry: 1-Apr-2019

Company Backup Configuration

Backup On : FTP

Scheduled Type :

FTP URL :

User Name (if any) :

Password (if any) :

Enable Company Backup on this machine : No

Enable Backup Voucher On delete : No

Scheduler Type

Daily Backup

On Load Company

On Shut Company

Enter username for ftp

Choose the scheduled type Like Daily backup ,Load or shut comp.

Enter password for ftp

To Enable Cmp backup on this machine or not

To Enable backup voucher on delete

Q: Quit

tally MAIN --> Gateway of Tally --> Configuration --> Google Drive --> Company Backup

© Tally Solutions Pvt Ltd., 1988-2018 Mon, 20 May, 2019 10:48:28

Gateway of Tally->Configuration->Live Backup->Config

Tally.ERP 9:8700 - DEVMODE

P: Print E: Export M: E-Mail O: Upload S: TallyShop G: Language K: Keyboard K: Control Centre H: Support Centre H: Help

Company Backup (In Developer Mode) Ctrl + M

Current Period: 1-4-2019 to 31-3-2020
Current Date: Monday, 1 Apr, 2019

List of Selected Computers

Name of Company: ...
Date of Last Entry: 1-Apr-2019

Set the time when to take backup

Choose option on which to take backup

Company Backup Configuration

Backup On : **FTP**

Scheduled Type : **Daily Backup**

Time : **0:00 AM**

FTP URL :

User Name (if any) :

Password (if any) :

Enable Company Backup on this machine : **No**

Enable Backup Voucher On delete : **No**

Backup Type

FTP

Google Drive

System Path

Q: Quit

Gateway of Tally --> Configuration --> Google Drive --> Company Backup

© Tally Solutions Pvt Ltd., 1998-2018 Mon, 20 May, 2019 10:50:40

Gateway of Tally->Configuration->Live Backup->Config

*Thank
you*



Developed & Marketed By

Priyam Infosystems Pvt. Ltd. , Jaipur

Tally Certified 5 Star Partner | SAP Partner

www.priyaminfosystems.com